

MODEL 220
MY 2002

Passenger Cars Model Year 2002

USA/CANADA:
System is also known as "Active Service System
(ASSYST)" in the Workshop Information System (WIS)

Model 220

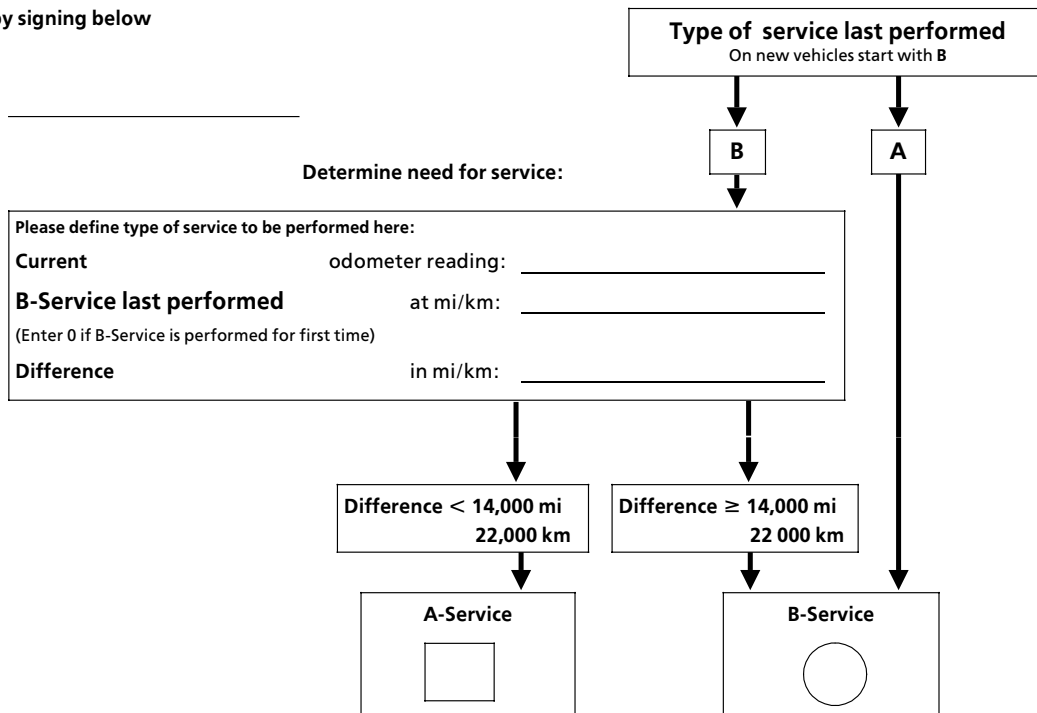


Customer: _____

Repair order number: _____

Confirm work has been performed by signing below


Technician: _____



Determine "Additional work" needed, if any:

(check if applicable)	50,000 mi/80,000 km or 4 years	<input type="checkbox"/>	every:	2 years	<input type="checkbox"/>
at approx. every:	60,000 mi/96,000 km or 4 years	<input type="checkbox"/>		3 years	<input type="checkbox"/>
	60,000 mi/96,000 km or 5 years	<input type="checkbox"/>		Spark plugs	<input type="checkbox"/>

i See last page for "Additional work".
Determining need for A-Service or B-Service:
If the distance driven since the last "B-Service" is less (<) than 14,000 miles/22 000 km (as determined from Service Booklet or dealer records), an "A-Service" should be performed.
If the distance driven since the last "B-Service" is greater (≥) than 14,000 miles/22 000 km (as determined from Service Booklet or dealer records), a "B-Service" should be performed.

Additional flat rates apply for procedures marked with  AP.

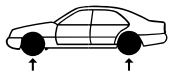
completed <input checked="" type="checkbox"/>	A-Service <input type="checkbox"/>	B-Service <input type="checkbox"/>	Not O.K. <input type="checkbox"/>
↓	↓	↓	↓
<input type="checkbox"/> Brake test on dynamometer or test drive. Check parking brake and run in according to specifications (observe instructions in Maintenance Manual for vehicles with ESP!)		<input checked="" type="checkbox"/>	<input type="checkbox"/> AP42.00-P-4290BA
Enter brake values in N:			
	Front	Rear	Parking brake
left	_____	_____	_____
right	_____	_____	_____



Vehicle passenger compartment

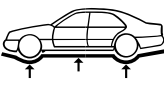
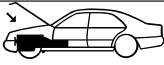
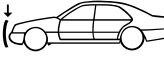
Function check

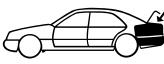












- | | | | |
|---|-------------------------------------|-------------------------------------|---|
| <input type="checkbox"/> Check Tele Aid by pressing SOS button to make test call to Response Center | <input checked="" type="checkbox"/> | <input checked="" type="checkbox"/> | <input type="checkbox"/> |
| <input type="checkbox"/> Horn, headlamp flasher, hazard flashers, turn signals | <input checked="" type="checkbox"/> | <input checked="" type="checkbox"/> | <input type="checkbox"/> |
| <input type="checkbox"/> Warning/indicator lamps, illumination and interior lighting | <input checked="" type="checkbox"/> | <input checked="" type="checkbox"/> | <input type="checkbox"/> |
| <input type="checkbox"/> Exterior lighting incl. headlamps | <input checked="" type="checkbox"/> | <input checked="" type="checkbox"/> | <input type="checkbox"/> |
| <input type="checkbox"/> Windshield wipers, windshield washer system | <input checked="" type="checkbox"/> | <input checked="" type="checkbox"/> | <input type="checkbox"/> AP82.35-P-8252BA |
| <input type="checkbox"/> Headlamp cleaning system | <input checked="" type="checkbox"/> | <input checked="" type="checkbox"/> | <input type="checkbox"/> |
| <input type="checkbox"/> Check seat belts for damage and proper function | | <input checked="" type="checkbox"/> | <input type="checkbox"/> AP91.40-P-9150M |
| <input type="checkbox"/> Reset FSS counter in instrument cluster | <input checked="" type="checkbox"/> | <input checked="" type="checkbox"/> | |
| <input type="checkbox"/> Replace dust filter | | <input checked="" type="checkbox"/> | <input type="checkbox"/> AP83.00-P-8381MA |



Wheels, brakes

- | | | | | |
|---|-------------------------------------|-------------------------------------|--|-------|
| <input type="checkbox"/> Remove and reinstall wheels, rotate if necessary, does not apply for vehicles with different tire sizes front/rear | | <input checked="" type="checkbox"/> | <input type="checkbox"/> AP40.10-P-4050Z | |
| <input type="checkbox"/> Check front brake pads for lining thickness (remove 1 frontwheel) | <input checked="" type="checkbox"/> | | <input type="checkbox"/> AP42.10-P-42511 | |
| <input type="checkbox"/> Check brake pads for lining thickness front/rear | | <input checked="" type="checkbox"/> | <input type="checkbox"/> AP42.10-P-42511 | |
| <input type="checkbox"/> Check condition of brake discs front and rear | | <input checked="" type="checkbox"/> | <input type="checkbox"/> AP42.10-P-42511 | |
| <input type="checkbox"/> Inspect tires for damage and condition | <input checked="" type="checkbox"/> | <input checked="" type="checkbox"/> | <input type="checkbox"/> AP40.10-P-4051Z | |
| <input type="checkbox"/> Measure tread depth, enter in mm: | | <input checked="" type="checkbox"/> | <input type="checkbox"/> AP40.10-P-4051Z | |
| | LF | RF | LR | RR |
| outside | _____ | _____ | _____ | _____ |
| middle | _____ | _____ | _____ | _____ |
| inside | _____ | _____ | _____ | _____ |
| <input type="checkbox"/> Correct tire inflation pressure | <input checked="" type="checkbox"/> | <input checked="" type="checkbox"/> | <input type="checkbox"/> | |

completed <input checked="" type="checkbox"/>	A-Service <input type="checkbox"/>	B-Service <input type="checkbox"/>	Not O.K. <input type="checkbox"/>
↓	↓	↓	↓
	Vehicle under body		
<input type="checkbox"/>		<input checked="" type="checkbox"/>	<input type="checkbox"/> AP00.20-P-0053BA
Visual check for Leakage - Major components Chafe marks, line routing, components. In the event of leakage, determine cause and perform repair via separate work order.			
<input type="checkbox"/>		<input checked="" type="checkbox"/>	<input type="checkbox"/> AP33.20-P-3353BA
Check condition of front axle ball joints and rubber boots			
<input type="checkbox"/>		<input checked="" type="checkbox"/>	<input type="checkbox"/> AP46.00-P-4653F
Check condition of steering's mechanical components and rubber boots			
<input type="checkbox"/>	<input checked="" type="checkbox"/>	<input checked="" type="checkbox"/>	<input type="checkbox"/> AP46.20-U-4654A
Check tightening torque of power steering damper hydraulic line fittings.			
NOTE: Applies to chassis end number: 000668 to 137742			
Review document: P-SC-2000090001			
	Engine compartment		
<input type="checkbox"/>		<input checked="" type="checkbox"/>	<input type="checkbox"/> AP00.20-P-0053BA
Visually check Leakage - Major components Chafe marks, line routing, components. In the event of leakage, determine cause and perform repair via separate work order.			
<input type="checkbox"/>	<input checked="" type="checkbox"/>	<input checked="" type="checkbox"/>	AP18.00-P-0101AF
Engine oil and filter change			
Engine 113			
Engine 137			
Check and correct fluid level			
<input type="checkbox"/>	<input checked="" type="checkbox"/>	<input checked="" type="checkbox"/>	<input type="checkbox"/> AP20.00-P-2010Z
Engine cooling system, anti-freeze and correction protection			
_____°C			
<input type="checkbox"/>	<input checked="" type="checkbox"/>	<input checked="" type="checkbox"/>	<input type="checkbox"/> AP42.10-P-4210Z
Brake system			
<input type="checkbox"/>		<input checked="" type="checkbox"/>	<input type="checkbox"/> AP46.00-P-4611BB
Power steering			
<input type="checkbox"/>		<input checked="" type="checkbox"/>	<input type="checkbox"/> AP32.50-P-3213I
Active Body Control			
<input type="checkbox"/>	<input checked="" type="checkbox"/>	<input checked="" type="checkbox"/>	<input type="checkbox"/> AP82.35-P-8210Z
Windshield washer			
<input type="checkbox"/>		<input checked="" type="checkbox"/>	AP13.22-P-1351Z
Check condition of poly-V-belt			
<input type="checkbox"/>	<input checked="" type="checkbox"/>	<input checked="" type="checkbox"/>	<input type="checkbox"/>
Check engine hood and safety catch for proper operation. Replace components with even the slightest malfunction.			
	Front, rear of vehicle		
<input type="checkbox"/>		<input checked="" type="checkbox"/>	<input type="checkbox"/>
Check headlamp aiming, adjust if necessary (refer to Operator's Manual for procedure)			
<input type="checkbox"/>		<input checked="" type="checkbox"/>	
Replace windshield wiper blades			

	completed <input checked="" type="checkbox"/>	A-Service <input type="checkbox"/>	B-Service <input type="checkbox"/>	Not O.K.
				
Trunk				
	<input type="checkbox"/>	<input checked="" type="checkbox"/>	<input checked="" type="checkbox"/>	<input type="checkbox"/>
	Correct tire inflation pressure in spare tire			
Check				
	<input type="checkbox"/>	<input checked="" type="checkbox"/>	<input checked="" type="checkbox"/>	<input type="checkbox"/>
	If so equipped: Battery, wet cell Check acid level, replenish			
	<input type="checkbox"/>	<input checked="" type="checkbox"/>	<input checked="" type="checkbox"/>	<input type="checkbox"/>
	Additionally, check battery condition using "Midtronics MCR 717" Tester			
	<input type="checkbox"/>	<input checked="" type="checkbox"/>	<input checked="" type="checkbox"/>	<input type="checkbox"/>
	If so equipped: Battery, AGM/VRLA, with black housing Check battery condition using "Midtronics MCR 717" Tester			
Additional work				
	completed <input checked="" type="checkbox"/>	Perform:	yes	Not O.K.
	At approx. every 50,000 mi/80,000 km or 4 years:			
	<input type="checkbox"/>		<input type="checkbox"/>	<input type="checkbox"/>
	Check condition of driveshaft flex discs			
	At approx. every 60,000 mi/96,000 km or 4 years:			
	<input type="checkbox"/>		<input type="checkbox"/>	
	Replace air cleaner filter element			
	<input type="checkbox"/>		<input type="checkbox"/>	<input type="checkbox"/>
	Check condition of fuel filler nozzle seal in filler neck, replace if damaged			
	At approx. every 60,000 mi/96,000 km or 5 years:			
	<input type="checkbox"/>		<input type="checkbox"/>	<input type="checkbox"/>
	Replace fuel filter Engine 113			
	Engine 137			
	<input type="checkbox"/>		<input type="checkbox"/>	<input type="checkbox"/>
	Replace activated charcoal filter			
	Every 2 years			
	<input type="checkbox"/>		<input type="checkbox"/>	<input type="checkbox"/>
	Replace brake fluid			
	<input type="checkbox"/>		<input type="checkbox"/>	<input type="checkbox"/>
	Check body for paint damage by Service Advisor			
	<input type="checkbox"/>		<input type="checkbox"/>	<input type="checkbox"/>
	Check chassis and supporting body parts for damage and corrosion by Service Advisor			
	Every 3 years			
	<input type="checkbox"/>		<input type="checkbox"/>	<input type="checkbox"/>
	Replace coolant			
	<input type="checkbox"/>		<input type="checkbox"/>	<input type="checkbox"/>
	Sliding/pop-up roof: clean sliding rails and sliders			
	Replace spark plugs			
	<input type="checkbox"/>		<input type="checkbox"/>	<input type="checkbox"/>
	At approx. every 60,000 mi/96,000 km or 5 years			
	Engine 137			
	<input type="checkbox"/>		<input type="checkbox"/>	<input type="checkbox"/>
	At approx. every 100,000 mi/160,000 km or 5 years			
	Engine 113			