




**MODEL 230**

*except AMG models and SL600*

**Passenger cars Model Year 2007**  
USA

# Model 230



Customer: \_\_\_\_\_

Repair order number: \_\_\_\_\_

First visit at 1,000 - 3,000 miles

Performed YES  NO

**Tire Rotation**  
(non staggered width wheel setup only)  
Performed in accordance with the tire manufacturer's recommended intervals

Tires rotated YES  NO

**Tire Inspection**  
(staggered and non-staggered width wheel setup)  
Inspect tires for damage and correct tire inflation pressure

Tires inspected YES  NO

Current mileage reading: \_\_\_\_\_

Oil grade/viscosity: \_\_\_\_\_

Additional notes: \_\_\_\_\_

Service work to be performed as advised by service advisor:

Completion date:

Confirm work has been performed by signing below:

1st A service at 13,000 miles or 1 year, then every 26,000 miles or 2 years



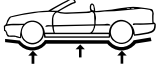
1st B service at 26,000 miles or 2 years, then every 26,000 miles or 2 years

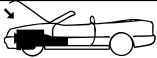




Determine "Additional Work" needed, if any. Refer to "Additional work section" (check if applicable)

once at first service at:	13,000 mi or 1 year	<input type="checkbox"/>	every:	2 years	<input type="checkbox"/>
at approx. every:	52,000 mi or 4 years	<input type="checkbox"/>	once at:	39,000 mi	<input type="checkbox"/>
	65,000 mi or 5 years	<input type="checkbox"/>		143,000 mi	<input type="checkbox"/>
	91,000 mi or 5 years	<input type="checkbox"/>			
	143,000 mi or 15 years	<input type="checkbox"/>			

**i** See last page for "Additional Work".

Additional flat rates apply for procedures marked with AP

Completed <input checked="" type="checkbox"/>	A-Service <input type="checkbox"/>	<input type="checkbox"/> B-Service	Not OK																
↓	↓	↓	↓																
	<b>Interior</b>																		
<input type="checkbox"/> Reset maintenance counter in instrument cluster	<input checked="" type="checkbox"/>	<input checked="" type="checkbox"/>	AP00.20-P-0042M																
<input type="checkbox"/> Replace combination filter		<input checked="" type="checkbox"/>	AP83.00-P-8384R																
<b>Function check</b>																			
<input type="checkbox"/> Audible warning system	<input checked="" type="checkbox"/>	<input checked="" type="checkbox"/>	<input type="checkbox"/> AP54.30-P-5450A																
<input type="checkbox"/> Warning/indicator lamps, illumination and interior lighting	<input checked="" type="checkbox"/>	<input checked="" type="checkbox"/>	<input type="checkbox"/>																
<input type="checkbox"/> Horn, high beam flasher, hazard warning flashers, turn signals	<input checked="" type="checkbox"/>	<input checked="" type="checkbox"/>	<input type="checkbox"/>																
<input type="checkbox"/> Front and rear lamps	<input checked="" type="checkbox"/>	<input checked="" type="checkbox"/>	<input type="checkbox"/>																
<input type="checkbox"/> Windshield wipers, windshield washer system	<input checked="" type="checkbox"/>	<input checked="" type="checkbox"/>	<input type="checkbox"/> AP82.35-P-8252BA																
<input type="checkbox"/> Headlamp cleaning system	<input checked="" type="checkbox"/>	<input checked="" type="checkbox"/>	<input type="checkbox"/>																
<input type="checkbox"/> Check seat belts for damage and proper function		<input checked="" type="checkbox"/>	<input type="checkbox"/> AP91.40-P-9150M																
<input type="checkbox"/> Check Sensotronic Brake Control (SBC) hydraulic unit	<input checked="" type="checkbox"/>	<input checked="" type="checkbox"/>	<input type="checkbox"/> AP42.50-P-4259A																
<input type="checkbox"/> Check parking brake (function test only)		<input checked="" type="checkbox"/>	<input type="checkbox"/> AP42.00-P-4290R																
	<b>Wheels, brakes</b>																		
<input type="checkbox"/> Remove and mount wheels		<input checked="" type="checkbox"/>	AP40.10-P-4050Z																
<input type="checkbox"/> Check front brake pads for lining thickness (remove right front wheel)	<input checked="" type="checkbox"/>		<input type="checkbox"/> AP42.10-P-4251R																
<input type="checkbox"/> Check brake pads for lining thickness front/rear		<input checked="" type="checkbox"/>	<input type="checkbox"/> AP42.10-P-4251R																
<input type="checkbox"/> Check condition/thickness of brake discs front/rear		<input checked="" type="checkbox"/>	<input type="checkbox"/> AP42.10-P-4251R																
<input type="checkbox"/> Check tires for damage and condition	<input checked="" type="checkbox"/>	<input checked="" type="checkbox"/>	<input type="checkbox"/> AP40.10-P-4051Z																
<input type="checkbox"/> Measure tread depth, enter in mm:		<input checked="" type="checkbox"/>	AP40.10-P-4051Z																
<table style="width: 100%; border-collapse: collapse;"> <tr> <td style="text-align: center;">LF</td> <td style="text-align: center;">RF</td> <td style="text-align: center;">LR</td> <td style="text-align: center;">RR</td> </tr> <tr> <td style="text-align: center;">outside</td> <td style="text-align: center;">_____</td> <td style="text-align: center;">_____</td> <td style="text-align: center;">_____</td> </tr> <tr> <td style="text-align: center;">center</td> <td style="text-align: center;">_____</td> <td style="text-align: center;">_____</td> <td style="text-align: center;">_____</td> </tr> <tr> <td style="text-align: center;">inside</td> <td style="text-align: center;">_____</td> <td style="text-align: center;">_____</td> <td style="text-align: center;">_____</td> </tr> </table>	LF	RF	LR	RR	outside	_____	_____	_____	center	_____	_____	_____	inside	_____	_____	_____			
LF	RF	LR	RR																
outside	_____	_____	_____																
center	_____	_____	_____																
inside	_____	_____	_____																
<input type="checkbox"/> Correct tire inflation pressure and enter in bar or psi.	<input checked="" type="checkbox"/>	<input checked="" type="checkbox"/>	<input type="checkbox"/>																
<table style="width: 100%; border-collapse: collapse;"> <tr> <td style="text-align: center;">LF</td> <td style="text-align: center;">RF</td> <td style="text-align: center;">LR</td> <td style="text-align: center;">RR</td> </tr> <tr> <td style="text-align: center;">bar/psi:</td> <td style="text-align: center;">_____</td> <td style="text-align: center;">_____</td> <td style="text-align: center;">_____</td> </tr> </table>	LF	RF	LR	RR	bar/psi:	_____	_____	_____											
LF	RF	LR	RR																
bar/psi:	_____	_____	_____																
	<b>Underside of vehicle</b>																		
<input type="checkbox"/> <b>Leakage - Major components</b> Check for chafe marks, line routing, damaged components <input type="checkbox"/> In the event of leakage, determine cause and perform repair via separate work order		<input checked="" type="checkbox"/>	<input type="checkbox"/> AP00.20-P-0053BA																
<input type="checkbox"/> Check condition of front axle ball joints and rubber boots		<input checked="" type="checkbox"/>	<input type="checkbox"/> AP33.20-P-3353BA																
<input type="checkbox"/> Check condition of steering mechanical components and rubber boots		<input checked="" type="checkbox"/>	<input type="checkbox"/> AP46.00-P-4653F																

Completed <input checked="" type="checkbox"/>	A-Service <input type="checkbox"/>	B-Service <input type="checkbox"/>	Not OK
↓	↓	↓	↓
	<b>Engine compartment</b>		
<input type="checkbox"/> <b>Leakage - Major components</b> Check for chafe marks, line routing, damaged components <b>i</b> In the event of leakage, determine cause and perform repair via separate work order	<input type="checkbox"/>	<input checked="" type="checkbox"/>	<input type="checkbox"/> AP00.20-P-0053BA
<input type="checkbox"/> Check condition of poly-V-belt	<input type="checkbox"/>	<input checked="" type="checkbox"/>	<input type="checkbox"/>
<input type="checkbox"/> Check catch, safety catch and hinges on engine hood for proper operation.	<input checked="" type="checkbox"/>	<input checked="" type="checkbox"/>	<input type="checkbox"/> AP88.40-P-8851R
<input type="checkbox"/> Engine oil and filter change	<input checked="" type="checkbox"/>	<input checked="" type="checkbox"/>	
<b>Check fluid level, correct as required</b> <b>i</b> If there is a loss of fluid, determine cause and perform repair via separate work order			
<input type="checkbox"/> Brake system	<input checked="" type="checkbox"/>	<input checked="" type="checkbox"/>	<input type="checkbox"/> AP42.10-P-4210Z
<input type="checkbox"/> Battery, check and correct fluid level; check battery condition using "Midtronics MCR 717" tester. Attach Midtronics MCR 717 Test Report print out here.	<input checked="" type="checkbox"/>	<input checked="" type="checkbox"/>	<input type="checkbox"/> AP54.10-U-5453A
<input type="checkbox"/> Power steering with Active Body Control Code 487a	<input type="checkbox"/>	<input checked="" type="checkbox"/>	<input type="checkbox"/> AP46.00-P-4611N
without Active Body Control Code 487a	<input type="checkbox"/>	<input checked="" type="checkbox"/>	<input type="checkbox"/>
<input type="checkbox"/> Active Body Control	<input type="checkbox"/>	<input checked="" type="checkbox"/>	<input type="checkbox"/> AP32.50-P-3213I
<input type="checkbox"/> Windshield washer system (incl. summer/winter cleanser)	<input checked="" type="checkbox"/>	<input checked="" type="checkbox"/>	AP82.35-P-8210N
	<b>Vehicle front/rear</b>		
<input type="checkbox"/> Check and correct headlamp setting	<input type="checkbox"/>	<input checked="" type="checkbox"/>	<input type="checkbox"/> AP82.10-P-8260R
<input type="checkbox"/> Check wiper blade condition	<input checked="" type="checkbox"/>	<input checked="" type="checkbox"/>	<input type="checkbox"/> AP82.30-P-8253G
	<b>Trunk</b>		
<input type="checkbox"/> Battery, check battery condition using "Midtronics MCR 717" tester. Attach Midtronics MCR 717 Test Report print out here.	<input checked="" type="checkbox"/>	<input checked="" type="checkbox"/>	<input type="checkbox"/> AP54.10-U-5453A
<input type="checkbox"/> Check trunk lighting	<input checked="" type="checkbox"/>	<input checked="" type="checkbox"/>	<input type="checkbox"/>
<b>Additional Work</b>			
Completed <input checked="" type="checkbox"/>	Perform:	Yes	Not OK
↓		↓	↓
<b>Once at first visit at 13,000 mi or 1 year:</b>			
	<input type="checkbox"/> Parking brake - Adjust cable slack	<input type="checkbox"/>	<input type="checkbox"/> AP42.20-P-4262R
<b>Once at 39,000 mi:</b>			
	<input type="checkbox"/> Automatic transmission - oil and filter change	<input type="checkbox"/>	AP27.00-P-2702W

Completed <input checked="" type="checkbox"/>	Perform:	Yes	Not OK
↓		↓	↓
<b>At approx. every 52,000 mi or 4 years:</b>			
AP	<input type="checkbox"/> Check condition of driveshafts flex discs	<input type="checkbox"/>	<input type="checkbox"/> AP41.10-P-4152Z
AP	<input type="checkbox"/> Replace air cleaner filter element	<input type="checkbox"/>	
<b>At approx. every 65,000 mi or 5 years:</b>			
AP	<input type="checkbox"/> Replace fuel filter	<input type="checkbox"/>	
<b>At approx every 91,000 mi or 5 years:</b>			
AP	<input type="checkbox"/> Replace spark plugs	<input type="checkbox"/>	
<b>At approx. every 143,000 mi or 15 years:</b>			
AP	<input type="checkbox"/> Replace coolant	<input type="checkbox"/>	
<b>Every 2 years:</b>			
AP	<input type="checkbox"/> Replace brake fluid Check preload pressure of pressure reservoir	<input type="checkbox"/>	AP42.00-P-4280R
AP	<input type="checkbox"/> Check chassis and supporting body parts for damage and corrosion by service advisor	<input type="checkbox"/>	<input type="checkbox"/> AP00.20-P-0090BA
AP	<input type="checkbox"/> Check body for paint damage by service advisor	<input type="checkbox"/>	<input type="checkbox"/> AP98.00-P-9850BA
<b>Vehicle over 143,000 mi:</b>			
<b>Check if all fluid levels and changes are updated</b>			
AP	<input type="checkbox"/> Transmission	<input type="checkbox"/>	<input type="checkbox"/>
AP	<input type="checkbox"/> Rear axle	<input type="checkbox"/>	<input type="checkbox"/>
<b>Check if air, fuel, ventilation filters are updated</b>			
AP	<input type="checkbox"/> Engine air filter	<input type="checkbox"/>	<input type="checkbox"/>
AP	<input type="checkbox"/> Fuel filter	<input type="checkbox"/>	<input type="checkbox"/>
AP	<input type="checkbox"/> Combination filter	<input type="checkbox"/>	<input type="checkbox"/>
<b>Check integrity of engine, mechanical components</b>			
AP	<input type="checkbox"/> Perform compression test (hot and cold) Refer to BE01.00-Z-9999AZ	<input type="checkbox"/>	<input type="checkbox"/>
AP	<input type="checkbox"/> Perform leak down test (hot and cold)	<input type="checkbox"/>	<input type="checkbox"/> AP00.20-P-0053BA
AP	<input type="checkbox"/> Check spark plugs	<input type="checkbox"/>	<input type="checkbox"/>
AP	<input type="checkbox"/> Exhaust system hangers and leaks	<input type="checkbox"/>	<input type="checkbox"/>
<b>Check damaged / worn drivetrain parts</b>			
AP	<input type="checkbox"/> Front wheel bearing play	<input type="checkbox"/>	<input type="checkbox"/>
AP	<input type="checkbox"/> Rear wheel bearing play	<input type="checkbox"/>	<input type="checkbox"/>
AP	<input type="checkbox"/> Axle joint play	<input type="checkbox"/>	<input type="checkbox"/>
AP	<input type="checkbox"/> Driveshaft flexible discs	<input type="checkbox"/>	<input type="checkbox"/>
AP	<input type="checkbox"/> Tie rod and drag link joints	<input type="checkbox"/>	<input type="checkbox"/>